

Jayco | 2025 Precept Class A Motorhome



2025 PRECEPT

SUPREME QUALITY & DRIVABILITY






BENTON




Wood



Floor



Countertop




Bedspread



Furniture

MODERN FARMHOUSE



Wood




Floor



Countertop



Bedspread

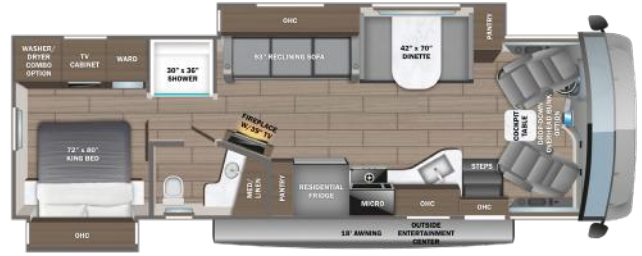


Furniture

31UL OPTIONS: A, B



34B OPTION: A



34G OPTION: A



36A OPTIONS: A, B



36C OPTION: A




OPTIONS

A



15 Cu. Ft. Fridge

B



Theater Sofa

EXTERIOR SELECTIONS



Standard Graphics Package



Java Full-Body Paint



Peppercorn Full-Body Paint



Soul Blue Full-Body Paint

STANDARDS & OPTIONS

CUSTOMER VALUE PACKAGE

JRide® Plus: Computer-balanced driveshaft, Bilstein® steering stabilizer, Koni® shocks, variable-rate front and rear jounce bumpers, heavy-duty front and rear stabilizer bars, 22.5 in. Michelin® tires
Automatic hydraulic leveling jacks
Lippert™ 4000 series frameless bonded windows
15,000 BTU A/C unit with heat pump and second 13,500 BTU A/C unit
Exterior entertainment center with outside speakers and LED HD Smart TV mounted on swivel bracket
Electric patio awning with LED lights
Slideout awning(s)
5,500W generator with auto-gen start
1,200W inverter
50-amp electrical service
10 gal. gas/electric water heater
Sony® infotainment center with Apple® CarPlay™ and Android Auto™
Backup and side-view cameras
Removable driver/passenger cockpit table
LED-lit, solid-surface kitchen countertops with recessed stainless steel sink and sink covers
LED HD Smart TV in living area
Integrated day/night cassette shades

DRIVING

Ford® F53 chassis
GVWR- 22,000 lb. (31UL, 34B, 34G) 24,000 lb. (36A, 36C)
GCWR- 26,000 lb. (31UL, 34B, 34G), 30,000 lb. (36A, 36C)
7.3L V-8 335 HP engine with 468 ft.-lb. torque
6-speed automatic TorqShift® transmission with overdrive and tow haul mode
210-amp alternator
Catalytic converter theft deterrent
G-rated highway tires- 235/80R22.5 (31UL, 34B, 34G), 255/80R22.5 (36A, 36C)
Front and rear disc, 4-wheel anti-lock brakes
5,000 lb. rear hitch receiver with dual connector and 7-pin plug
12V chassis battery
80 gal. fuel tank
120 in. panoramic windshield
Power front privacy shade with manual side privacy shades
6-way power and swivel driver/passenger seats
Soft-touch, vinyl-wrapped automotive dash
Tilt steering wheel
Cruise control
Hill start assist
Electronic stability control
Traction control
Auxiliary start

EXTERIOR

Stronghold VBL™ roof, floor and sidewalls
Bead-foam insulation (R-24 max roof, R-9 max floor, R-8 max walls)
One-piece, seamless fiberglass front cap with partial paint
One-piece, seamless fiberglass rear cap
One-piece, seamless, crowned fiberglass roof
Fiberglass exterior walls with vinyl graphics
Entrance door with industry's largest travel-view window
Electric-powered entrance steps
Lockable, pass-through storage compartments with metal slam latches

LED headlights
Third brake light
Roof ladder
Prep for satellite dish
Cable TV hookup with RG-6 coax and video selector switch
Winegard 2.0 Wi-fi/4G antenna
200W solar panel with dual controller
(2) 6V AGM (220Ah) house batteries on slideout tray
Transfer switch with reverse polarity protection
Detachable power cord
16.5 gal. propane tank (56 lb.)
LP quick-connect hookup
Heated holding tanks (12V pads)
Exterior utility center
Winterization drain system
Black tank flush
Outside shower
12V demand water pump
Water filtration system

INTERIOR

Firefly total coach control system with wall-mounted touchscreen and mobile app
84 in. interior ceiling height with padded vinyl ceiling
High-intensity recessed LED ceiling lights
LED-lit fascia
Hardwood cabinet doors and drawer fronts
Ball-bearing drawer guides
Jayco-exclusive, easy-operation legless dinette table
2-point lap safety belts in all designated seating locations
Car seat tethers (select floorplans)
JBL® audio system
30,000 BTU auto-ignition ducted furnace (31UL, 34B, 34G, 36C)
(2) 30,000 BTU auto-ignition ducted furnaces (36A)
Electric fireplace (34B, 34G, 36C)
Residential refrigerator
Furrion® all-in-one cooktop and oven
Residential-size microwave
Decorative kitchen backsplash
Shower with decorative surround, glass door, skylight and light
Stainless steel bathroom sink
Porcelain toilet with foot flush
Powered roof vent in bathroom with wall switch
Walk-around, king-size bed with bedspread and nightstands
USB port and wireless charging in nightstands
LED HD Smart TV in bedroom
Under-bed storage (select models)
Large wardrobes
Bunks with industry-exclusive 300 lb. capacity each (36A)
Wall-mounted tablet holder in each bunk (36A)
Smoke alarm
Carbon monoxide detector
Fire extinguisher

OPTIONS

Drop-down overhead bunk in cab area with 750 lb. capacity
Combination washer/dryer (34B, 34G, 36A)
Stackable washer/dryer (36C)
Power theater seating (31UL, 36A), (STD on 34G, 36C)
15 cu. ft. 12V refrigerator

JRIDE PLUS



COMPUTER-BALANCED DRIVESHAFT

Ensures smooth and efficient power transfer to the wheels



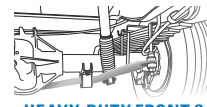
BILSTEIN STEERING STABILIZER

Reduces driver fatigue by significantly improving steering, handling and comfort



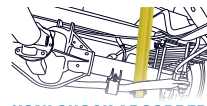
VARIABLE RATE FRONT & REAR JOUNCE BUMPERS

Assist during extreme road occurrences to absorb impact and dampen excess road noise



HEAVY-DUTY FRONT & REAR STABILIZER BARS

A large bar and polyurethane bushings, instead of rubber, transfer power faster for extra support, more stability and easier handling



KONI SHOCK ABSORBERS

Large-diameter tube design pairs gas and hydraulics to resist heat and pressure while independently adjusting to changing road conditions



22.5" MICHELIN® TIRES

Commercial-grade tires built for long hauls and heavy loads

FLOORPLAN	GVWR (lbs.)	GCWR (lbs.)	WHEEL BASE	OVERALL LENGTH	EXTERIOR HEIGHT WITH SATELLITE AND A/C	EXTERIOR WIDTH	INTERIOR HEIGHT	FRESH WATER CAPACITY (gal.)	GRAY WASTE WATER CAPACITY (gal.)	BLACK WASTE WATER CAPACITY (gal.)
31UL	22,000	26,000	228"	33'	12' 10"	101"	84"	72	40	50
34B	22,000	26,000	228"	36' 11"	12' 10"	101"	84"	72	40	40
34G	22,000	26,000	238"	36' 6"	12' 10"	101"	84"	72	40	50
36A	24,000	30,000	252"	38' 10"	12' 10"	101"	84"	72	40/32	40/32
36C	24,000	30,000	252"	38' 10"	12' 10"	101"	84"	72	40/32	40/32

Meet your Jayco Dealer



Scan QR code for specification definitions

Some specs at the time of print may include estimates. For the most updated information, please visit Jayco.com

Jayco Inc. | P.O. Box 460 | Middlebury, IN 46540

See dealer for further information and prices. All information in this brochure and on www.jayco.com is the latest available at the time of publication approval. Jayco reserves the right to make changes and to discontinue models without notice or obligation. Photography may show optional equipment or props used for decoration purposes only. RVs built for sale in Canada may differ to conform to Canadian codes. JAYCO and the JAYCO BIRD IN FLIGHT are registered trademarks of Jayco, Inc. Printed in USA 10/24 ©2024 Jayco, Inc. 2032964



Jayco - Part of Jayco Family of Companies